

ENTRANCE DOORS


M&B Designer Entrance Doors feature stylish modern or traditional routed designs. The routing design is to the external face only, the internal face of the door has a flush finish panel.

Every style of Designer entrance door has a solid HMR core with timber stiles and rails, and a thick 6mm pre-primed skin.

COMPLIMENTS
BOTH
MODERN
AND
CLASSIC
ARCHITECTURAL
DESIGNS




LEXIA




MEELON




SHENTON



MADELEY



LEEDERVILLE



AVELEY

SPECIFICATIONS (mm)

2040 x 820 x 40



CUSTOM SIZING (mm)

BAL 12.5

2040 x 920 / 870 x 40

Standard Designer doors have the 'carved' routed designs on one side (external face only). Both sides is an additional option.

M&B Designer doors meet the regulatory requirements of building in a bushfire zone up to BAL 12.5 and are approved by all Australian insurance companies with a 5-year warranty from M&B.

Doors must be fully painted to all six sides and hung in a weather-protected area with a minimum 2m of overhead protection. The warranty will not cover door damage caused by the external environment.

NOTE: Door furniture and door colours shown for illustration only - not included. Doors have a 5mm trimming allowance for all 4 sides.




INTERNAL DOORS

The M&B range of contemporary and classic internal designer doors are hollow core and patterned on both sides using a modern or classic routed design.

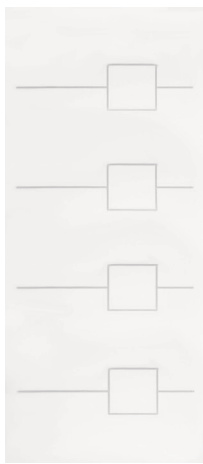
The range comes pre-primed ready for painting. These doors can also be manufactured as a sliding door with a grooved bottom rail.




LATHLAIN



ALKIMOS



AUBIN



CHANDON



CHANDON

The contemporary doors above are designed with an 8mm wide by 1mm deep flat bottom rout. Classic door designs below display a traditional square corner rout.

SPECIFICATIONS (mm)

2040 x 820 / 720 / 620 x 35

2015 x 820 / 720 / 620 x 35

CUSTOM SIZING (mm)

CHANDON

2340 x 820 / 720 / 620 x 35

SLIDING DOOR

2065 x 870 / 770 x 35



ROCKPORT



CAMBRIDGE



STANFORD

NOTE: Door furniture and door colours shown for illustration only - not included. Doors have a 5mm trimming allowance for all 4 sides.

HEAD OFFICE: BAYSWATER | 144 Beechboro Road South | (08) 9473 5100

info@mbsales.net.au |

mbsales.com.au



M&B

QUALITY
BUILDING
PRODUCTS

MANDURAH (08) 9583 8000 | **BUNBURY** (08) 9724 8900 | **BUSSELTON** (08) 9752 7900 | **ALBANY** (08) 9844 5200 | **GERALDTON** (08) 9960 5000

VERSION: 1 | **JUN 2025** | **PLEASE NOTE:** All information correct at time of print, however it is the individual's responsibility to ensure information is still relevant and correct, as installation practices, maintenance and upkeep programs are subject to change. Timber is a natural product and as such variations in colour and grain are not considered a defect and cannot be guaranteed.