

**ANTLER**

**PRODUCT CATALOGUE**

Five finishes, five handles, one price.

# 2



## ANTLER

Design consistency matters. That's why Zanda has introduced its revolutionary new range: Meet the Antler.

Offering five different handles, five different finishes, at only one price.

Additionally, all the accompanying accessories are available in the matching finishes, including door stops, door closers, hinges, cylinders, escutcheons, mortise locks, privacy's, barrel bolts and flush bolts.

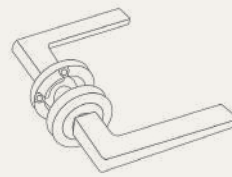
The five luxurious finishes are: Matt Black, Brushed Nickel, Graphite Nickel, Satin Brass and Satin Chrome.

The Antler range is a fantastically versatile range as it suits so many projects including; multi residential, mid to high end residential, and consumers who simply love style, trending finishes and quality.

Achieve design consistency across projects with matching finishes in door hardware.

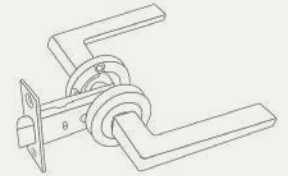
- 2 Details & Information
- 3 Streamline Levers
- 4 Apollo & Boston Levers
- 5 Vector & Epic Levers
- 6 Door Accessories & Hardware
- 7 Locks, Cylinders & Escutcheons
- 8 Door Closers & Hinges
- 9 Pull Handles & Roller
- 10 Sliding Door Hardware
- 11 Sliding Door Hardware

### HANDLE STYLES:



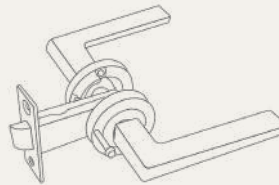
Leverset

Pair of Levers



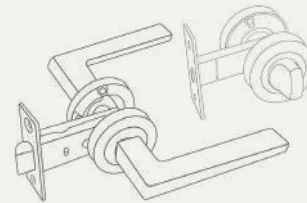
Passage Set

Includes leverset and latch



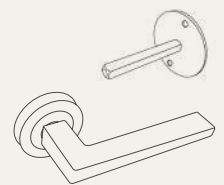
Privacy Set — Integrated

Includes leverset with push button on rose, and integrated privacy latch.



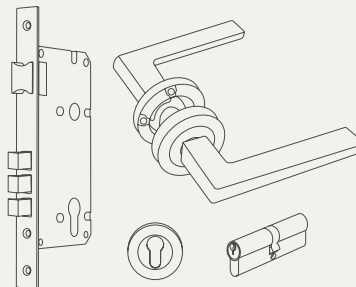
Privacy Set — Separate

Includes leverset and latch with a separate privacy kit



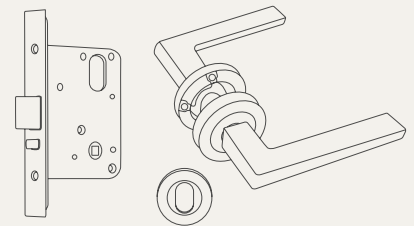
Dummy Set

Includes single lever and dummy fixing spindle



Entrance Set — Residential

Includes leverset, euro escutcheon, mortice lock & choice of euro cylinder



Entrance Set — Commercial / Apartments

Includes lever set, oval escutcheon and commercial mortice lock

## Antler Range > Streamline Levers

### DOOR HANDLE FEATURES:

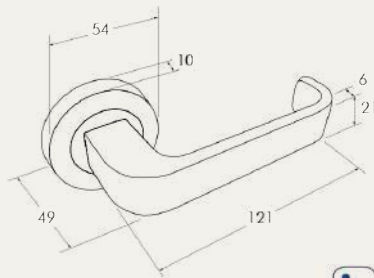
- Same price for any finish.
- 15 year warranty—your assurance of quality
- Through door bolts for secure fixing—handles won't twist or sag over time
- Includes fixings to suit commercial & residential hardware
- Fire rated
- Dummy's are non handed unless otherwise specified



### Streamline

FIVE Finishes, ONE price!

- 7313 Leverset
- 7314 Passage Set
- 7090 Integrated Privacy Set
- 7315 Separate Privacy Set
- 7313D Dummy Set
- 7316 Residential Entrance Set
- 7325 Commercial / Apartment Entrance Set



SB



BLK



GN



SC



BN



Antler Range > Apollo & Boston Levers

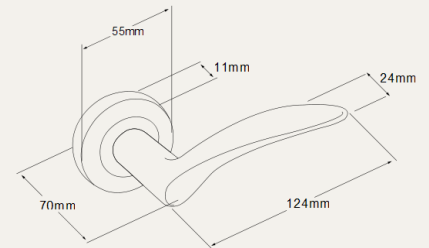


## Apollo

FOUR Finishes, ONE price!



- 7015 Leverset
- 7033 Passage Set
- 7191 Integrated Privacy Set
- 7034 Separate Privacy Set
- 7015D Dummy Set (specify handing)
- 7080 Residential Entrance Set
- 7326 Commercial / Apartment Entrance Set



Finishes: BLK, BN, GN, SC

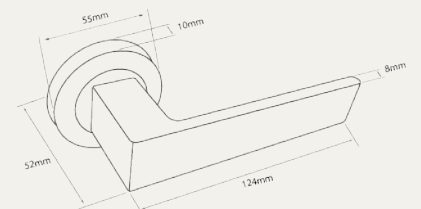


## Boston

THREE Finishes, ONE price!



- 10080 Leverset
- 10081 Passage Set
- 10082 Privacy Set
- 10083D Dummy Set
- 10084 Residential Entrance Set
- 10085 Commercial / Apartment Entrance Set



Finishes: BLK, BN, GN



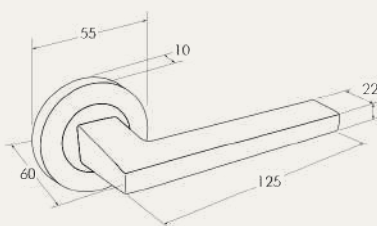
## Antler Range > Vector & Epic Levers

### Vector

FOUR Finishes, ONE price!



- 7106 Leverset
- 7107 Passage Set
- 7196 Privacy Set
- 7106D Dummy Set
- 7110 Residential Entrance Set
- 7327 Commercial / Apartment Entrance Set



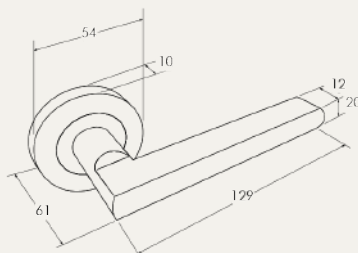
Finishes: BLK, BN, GN, SC

### Epic

THREE Finishes, ONE price!



- 10020 Leverset
- 10021 Passage Set
- 10022 Privacy Set
- 10023D Dummy Set
- 10024 Residential Entrance Set
- 10025 Commercial / Apartment Entrance Set



Finishes: BLK, BN/CP, GN



## Antler Range > Door Accessories & Hardware

### Disabled Compliant Privacy Turns

10421

- 54mm Rose
- Constructed with 316 Marine Grade Stainless Steel
- Includes Bolt



Finishes: BLK, GN, SB, SS

### Privacy Turns

7032

- 54mm Rose
- Includes Bolt



Finishes: BLK, BN, GN, SC

### Floor Mount Door Stops

5256

- 38x38mm



Finishes: BLK, BN, GN, SC

### Skirting Fix Door Stops

5240

- 85mm Height
- 16mm Ø



Finishes: BLK, BN, GN, SB, SC

### Magnetic Door Stops

10500

- 50mm base
- 75mm projection



Finishes: BLK, BN, GN, SC

### Reverse Barrel Bolt

5225 150x31mm  
40mm throw



Finishes: BLK, BN, GN, SB, SE

### Flush Bolt

10423 152x19mm  
24mm throw



Finishes: BLK, BN, GN, SB, SE

### Barrel Bolt

5224 150x31mm  
30mm throw



Finishes: BLK, BN, GN, SB, SE

## Antler Range > Locks, Cylinders & Escutcheons

### Mortice Lock

1143

- 60mm backset, 86mm case size
- Latch retracts on cylinder
- Features two stage bolt throw
- Quick reversible latch for easy on-site handling

Finishes: BLK, GN, SB, SS



### Commercial Mortice Lock

1450

- 60mm backset
- 85mm case size
- Fire Rated
- Stainless Steel Construction

Finishes: BLK, GN, SS



### 70mm Euro Cylinders

1147 Key/Key  
1148 Key/Turn

- Solid brass constructions
- C4 Keyway
- 70mm barrel length



Finishes: BLK, BN, GN, SB, SC

### Euro Escutcheons

7020.E • 55x11mm



Finishes: BLK, GN, SB, SC, BN, BN/CP

### Oval Escutcheons

7020.O • 55x11mm



Finishes: BLK, GN, SB, SC, BN

## Antler Range > Door Closers & Hinges

### Architectural Door Closer

TS9205



- 35 Year Guarantee
- Power size EN2-5 (adjustable by spring)
- Adjustable closing speed
- Adjustable latch speed
- Max door width: 1250mm (EN5)
- Max door weight: 110kg (EN5)
- 180° opening angle
- Adjustable backcheck
- Adjustable delayed action
- Fire rated
- Available in both slide & scissor arms

Finishes: BLK, BN, GN, SB, SE

#### Scissor Arm—TS.9205.SRFB



Silver (SE)



Satin Brass (SB)



Black (BLK)



Brushed Nickel (SNP)



Graphite Nickel (GN)

#### Slide Arm—TS.9205.SRSA



Silver (SE)



Satin Brass (SB)



Black (BLK)



Brushed Nickel (SNP)



Graphite Nickel (GN)



### Hinges

- Includes timber & metal thread screws

Code	Description	Finishes	Code	Description	Finishes
5901	Butt Hinge, Loose Pin 100x75x2.5mm	BLK, SS, WH	5910	Butt Hinge, Fixed Pin 100x100x2.5mm	BLK, GN, SB, SS
5902	Butt Hinge, Loose Pin 100x75x2.5mm	SB	5929	Lift-off Hinge, Left Hand 100x75x2.5mm	BLK, GN, SB, SS
5903	Butt Hinge, Fixed Pin 100x75x2.5mm	GN,SS	5939	Lift-off Hinge, Right Hand 100x75x2.5mm	BLK, GN, SB, SS





Antler Range > Pull Handles & Roller

Polo Pull Handle


Marine Grade 316 SS



Code	O/A	CRS	W	Finishes
7098	300mm	270mm	30x15mm	BLK, GN, SS
7099	450mm	410mm	40x20mm	BLK, SS
7100	600mm	560mm	40x20mm	BLK, GN, SS
7101	900mm	860mm	40x20mm	BLK, GN, SS
7102	1800mm	1760mm	40x20mm	BLK, GN, SS

Nitro Pull Handle

Marine Grade 316 SS



Code	O/A	CRS	W	Finishes
7128*	300mm	280mm	20x20mm	BLK, GN, SS
7129	450mm	425mm	25x25mm	BLK, SS
7130	625mm	600mm	25x25mm	BLK, GN, SS
7131	900mm	875mm	25x25mm	BLK, SS

\*7128 not compliant with AS1428

Round Profile Pull Handle

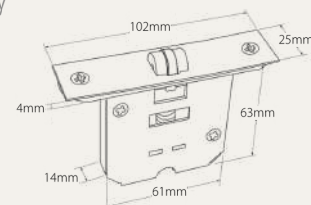
Marine Grade 316 SS



Code	O/A	CRS	W	Finishes
7026	600mm	400mm	32mm	BLK, GN, SB, SS

Heavy Duty Roller Bolt 1195

- 63x61mm case size
- Adjustable roller strength
- 15 year warranty



Finishes: SS, BLK, GN, SB

# 10



## Antler Range > Sliding Door Hardware

### Verve Flush Pull Range

- 316 Grade Stainless Steel Construction
- 37mm narrow profile to suit aluminium doors
- 10mm depth
- Concealed Fixing—aesthetically appealing
- Chamfered edges for improved ergonomics



5303	150x37mm	BLK, SS
5304	200x37mm	BLK, GN, SB, SS
5305	250x37mm	BLK, SS
5306	300x37mm	BLK, GN, SB, SS

### Verve Lock Kits - Standard

All Kits include:

- 1290 Sliding Door Lock
- 40mm Euro Cylinder
- 2 Euro punched Flush Pulls
- 5288 Edge Pull

1269	200x37mm	SS, BLK, SB, GN
1270	250x37mm	SS, BLK
1271	300x37mm	SS, BLK, SB, GN




### Verve Lock Kits - Narrow Style

All Kits include:

- Verve Flush Pulls with Euro cutouts,
- 10530.SS narrow style 30mm backset mortice lock
- 1178 Euro cylinder 40mm length.

10538	200x37mm	SS, BLK, SB, GN
10539	250x37mm	SS, BLK
10540	300x37mm	SS, BLK, SB, GN



## Antler Range > Sliding Door Hardware

### Italian Cavity Sliding Range

#### Privacy Flush Pull Kit

8106

Includes: Turn, Escape, Edge Pull, 55mm backset Privacy Mortice Lock.

29mm Edge Pull

- Suits 34mm+ doors
- Pressure fit flush pulls for ease of fitting
- Constructed from solid brass
- Countersunk flush pulls allow doors to be fully recessed into cavity

Finishes: BLK, BN, GN, SB, SC



8106.SB (Internal)



8106.BLK (External)



Matt Black



Brushed Nickel



Graphite Nickel



Satin Brass



Satin Chrome

#### Flush Pull Kit

8107

- 29mm Edge Pull
- 55x11mm Flush Pulls

Finishes: BLK, BN, GN, SB, SC



#### Square Style, Concealed Fix

5288

- 90 x 18mm



Finishes: BLK, GN, SB, SS



8107.BLK  
Italian Flush Pull Kit



**BAYSWATER**

144 Beechboro Rd South  
Bayswater, Perth  
+61 8 9473 5100

**ALBANY**

68 Cockburn Rd  
Albany  
+61 8 9844 5200

**BUNBURY**

50 McCombe Road  
Bunbury  
+61 8 9724 8900

**BUSSELTON**

9 Trumper Drive,  
Busselton  
+61 8 9752 7900

**GERALDTON**

315 Place Road  
Geraldton  
+61 8 9960 5000

**MANDURAH**

25 Hampton Street  
Mandurah  
+61 8 9583 8000

visit [www.mbsales.com.au](http://www.mbsales.com.au) for more information